



Chile Fact Sheet



Office of Agricultural Affairs
U.S. Embassy Santiago - Chile
Phone: (56-2) 2330-3704
agsantiago@fas.usda.gov
http://www.usdachile.cl

Mission & Objectives in Chile:

1. Increase market access
2. Identify market opportunities and expand U.S. trade
3. Support education exchange and partnerships with the Chilean government and institutions in the realm of agricultural science

General Information:

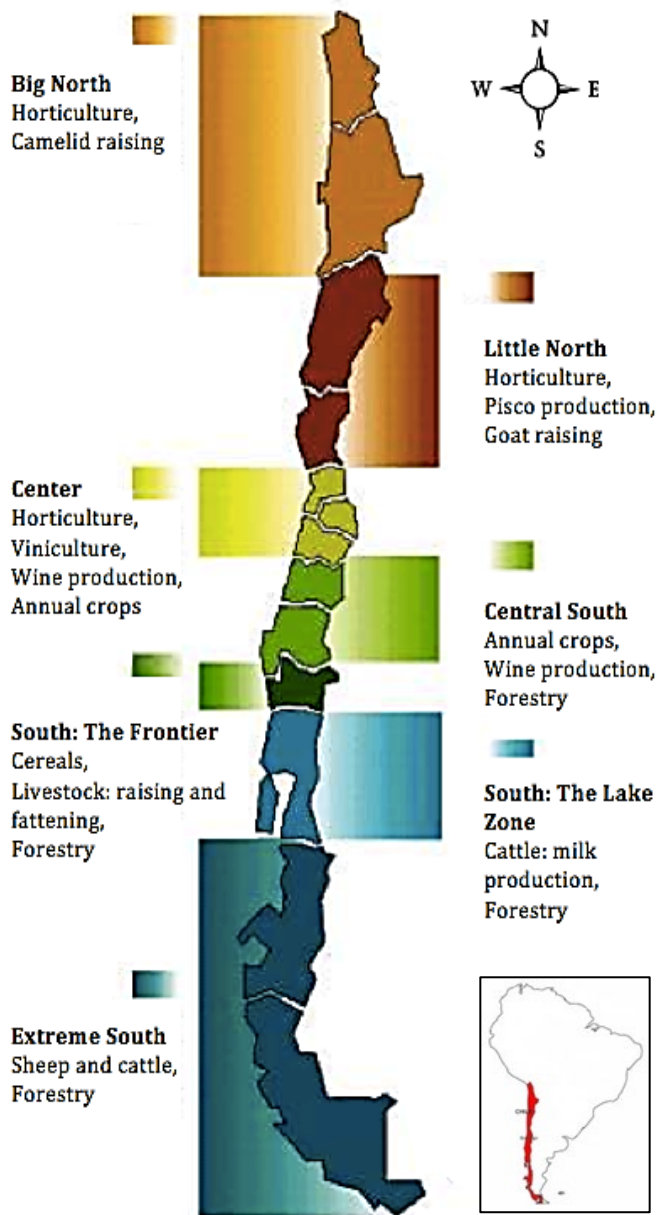
Chile is a South American country that borders the South Pacific Ocean, Argentina, Bolivia, and Peru. Chile is separated into 16 regions, of which Santiago, the capital of Chile, is the most densely populated with 7.5 million out of the 17.6 million citizens. The national GDP in 2017 was US\$ 295 billion. GDP per capita in current prices grew by 5.2% and reached \$ 16,965 in 2017 (based in Chilean Central Bank data). This is the highest in the Latin American region and is one of the main drivers for consumer spending. Chile's GDP growth was 4% in 2018. GDP growth will reach 3% in 2019. Consumer spending is projected to have a real growth of 3.6% in 2019.

Some key facts:

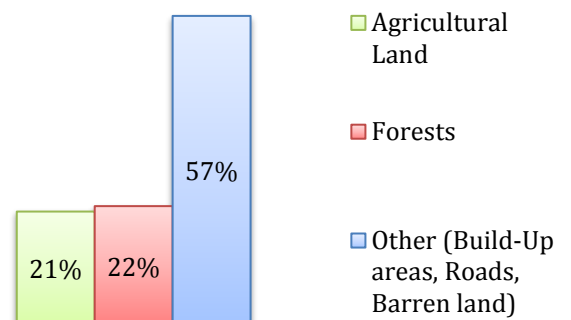
- 3x length of California
- Unemployment (2018): 7.1%
- Poverty (2015): 11.7% (on a steady decline since the mid-80s)
- Economically, Chile is the top performing country in the region of Latin America and the Caribbean (The Global Competitiveness Report 2017-2018)
- The largest market for Chilean agricultural and related exports is the U.S.

Agricultural Information:

Agricultural work in Chile is essential for the country's economy. Chile's economy is driven by exports, concentrated primarily in copper and its agricultural sectors - fresh fruit, forestry, and fishery products. The agriculture industry is responsible for 28% of total Chilean trade, as well as 11% of its total GDP. 20% of Chile's labor force is engaged in agriculture. Agriculture industry has increased in size and experienced a 4.5% growth in 2018. Chile's wide variety of climatic conditions and terrain throughout its fifteen regions make it an ideal country for agriculture and fishery production, placing it amongst the largest agricultural and food exporters in the world.



Chile's Land Usage



Trade Agreements & International Organizations:

Chile continues to be a critical partner in promoting U.S. foreign policy goals throughout the region. It is also a member of the WTO and the Cairns Group. The U.S.-Chile Free Trade Agreement (FTA) entered into force on January 1, 2004, and was fully implemented on January 1, 2015. Chile has negotiated a total of 26 trade agreements covering 66 countries, all of which have been ratified. Chile is an associate member of the Southern Common Market (Mercosur). It is also an active member of the Inter-American Institute for Cooperation on Agriculture, the World Intellectual Property Organization, and the Asia-Pacific Economic Cooperation.

Map of Countries having a Trade Agreement with Chile



Note: Use of boundaries, geographic names and related data shown on maps do not necessarily imply official endorsement or acceptance by the U.S. Government.

Snapshot of Chilean Agricultural Exports:

Total Chilean agricultural exports (including forest and fishery products) to the world in 2018 reached US\$ 19.1 billion, placing Chile among the world's largest agricultural and food exporters.

- ❖ Ranks 1st in world exports:
 - Fresh table grapes
 - Cherries
 - Blueberries
 - Dehydrated apples
 - Fresh/chilled salmon fillets
- ❖ Ranks 2nd in world exports:
 - Prunes
 - Plywood
 - Whole shelled hazelnuts
- ❖ Ranks 3rd in world exports:
 - Frozen raspberries
 - Shelled walnuts
- ❖ Ranks 4th in world exports:
 - Wine
 - Raisins

Source: United Nations Commodity Trade Statistics Database). Chile's agricultural exports have been on the rise as result of its Free Trade Agreements (FTAs)

U.S. – Chile Agricultural Bilateral Trade:

After Argentina, the United States is Chile's second main supplier of agricultural and related products. Chile is the 27th largest market in the world and the 4th market in Latin America for U.S. food and agricultural products. As a result of the U.S.-Chile free trade agreement (FTA), Chile dropped all tariffs on agricultural products to zero as of January 2015. Since the FTA came into effect in 2004, U.S. exports to Chile have grown 700%. In contrast, Chilean agricultural exports to the U.S. have grown by 90%. Chile sends 26% of its agricultural exports to the U.S. making it the largest market for Chilean agricultural products.

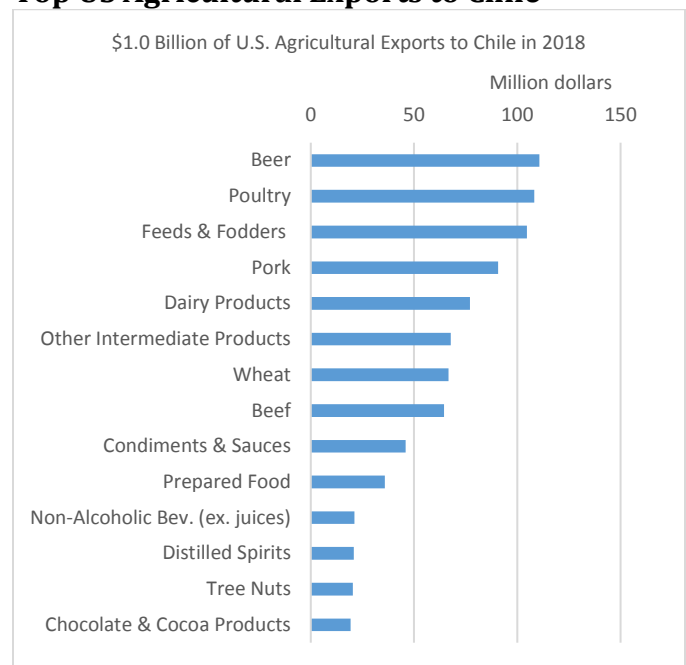
Trade Highlights:

- U.S. exports of agricultural & related product to Chile grew by 4.4% in 2018
- Chile is the top market in South America for consumer oriented agricultural products

Top Market Prospects for U.S. Agricultural Products to Chile:

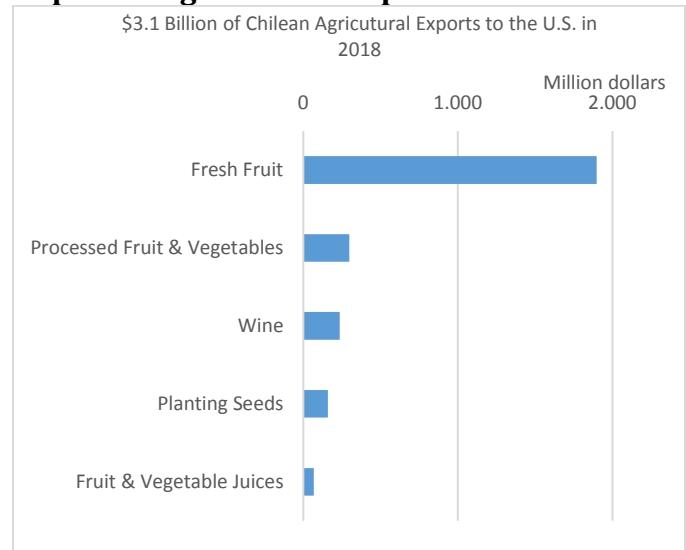
1. Poultry
2. Pork (Chilled/Fresh)
3. Beef
4. Craft Beer and Spirits
5. Cheese
6. Healthy foods & beverages
7. Ready-made foods
8. Snack Foods/Cereals/Value Added Products
9. Fruits Juices (Orange, Grapefruit)
10. Animal Feed
11. Wood Panels and Products

Top US Agricultural Exports to Chile



Source: U.S. Census Bureau Trade Data

Top Chile Agricultural Exports to US



Source: U.S. Census Bureau Trade Data