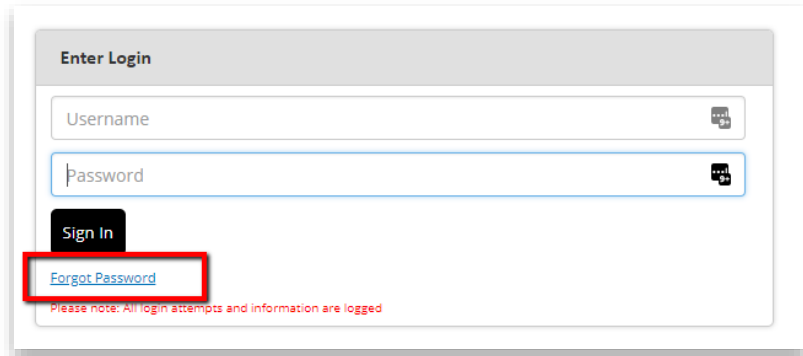


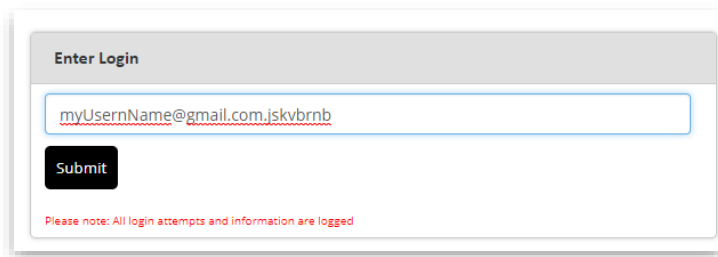
Customer Centre Login Instructions

1. Click the following link (or copy and paste into your browser) to be navigated to the Arab Health 2019 Customer Centre login page. <https://globalexhibitions.force.com/CustomerCenter/UserLogin?eventcode=19ARHE>
2. Click the "Forgot Password"



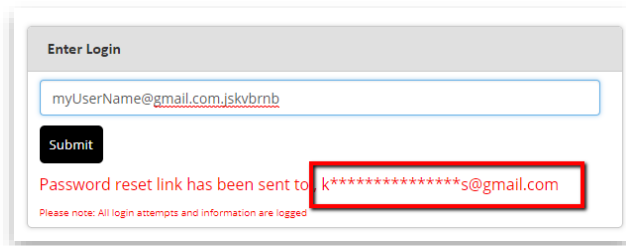
The screenshot shows a login form titled "Enter Login". It contains two input fields: "Username" and "Password". Below the fields are two buttons: "Sign In" and "Forgot Password". The "Forgot Password" button is highlighted with a red rectangular box. At the bottom of the form, there is a red text note: "Please note: All login attempts and information are logged".

3. Enter your Username specified in the Welcome Email and click "Submit".



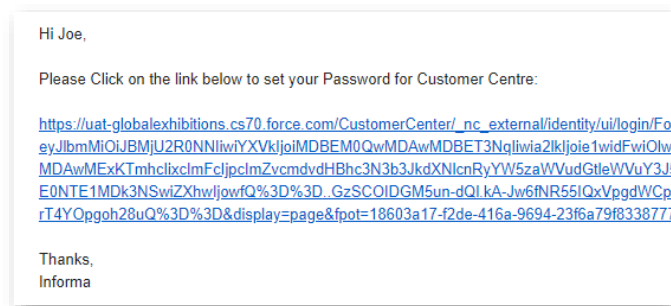
The screenshot shows the "Enter Login" form with the "Username" field filled with the text "myUserName@gmail.com.jskvbrnb". The "Submit" button is visible below the field. The red text note "Please note: All login attempts and information are logged" is at the bottom.

4. A Password Reset link is sent to the email which appears in the red color message.



The screenshot shows the "Enter Login" form with the "Username" field filled with "myUserName@gmail.com.jskvbrnb". Below the field, a message in red text states: "Password reset link has been sent to k*****s@gmail.com". The email address "k*****s@gmail.com" is highlighted with a red rectangular box. The "Submit" button is also visible. The red text note "Please note: All login attempts and information are logged" is at the bottom.

5. Open your email and click the reset link



Hi Joe,

Please Click on the link below to set your Password for Customer Centre:

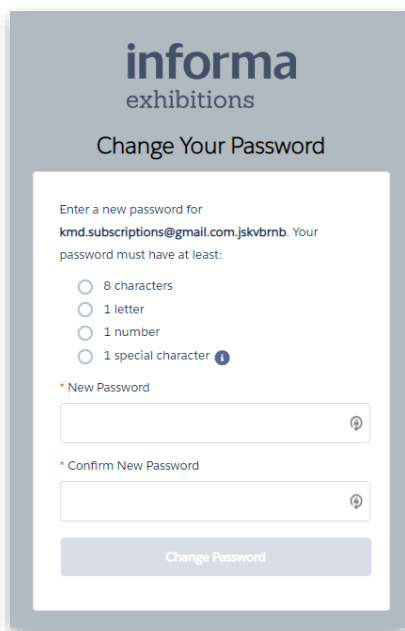
https://uat-globalexhibitions.cs70.force.com/CustomerCenter/_nc_external/identity/ui/login/FoeyJlbmMiOjJBMjU2R0NlIwYXVkJoiMDBEM0QwMDAwMDBET3Nqliwia2lkjjoie1widFwiOlwMDAwMExKTmhclxcldmFcjJpclmZvcmdvdH8hc3N3b3JkdXNlcnRyYW5zaWVudGtleWVyuY3J5E0NTE1MDk3NSwiZWhwJjowfQ%3D%3D.GzSCOIDGM5un-dQI kA-Jw6fNR55lQxVpgdWCp.rT4YOpqoh28uQ%3D%3D&display=page&fpot=18603a17-f2de-416a-9694-23f6a79f833877

Thanks,
Informa

6. Click the "reset password" button



7. Enter a new password and click the "Change Password" button (you will be directed to the sign in page).



8. Enter your Username mentioned in the Welcome Email and your new password and click "Sign in"

